

LEVERANTÖRSPORTAL

Provider Portal Overview

View in the help center:
<https://bitwarden.com/help/providers/>

Provider Portal Overview



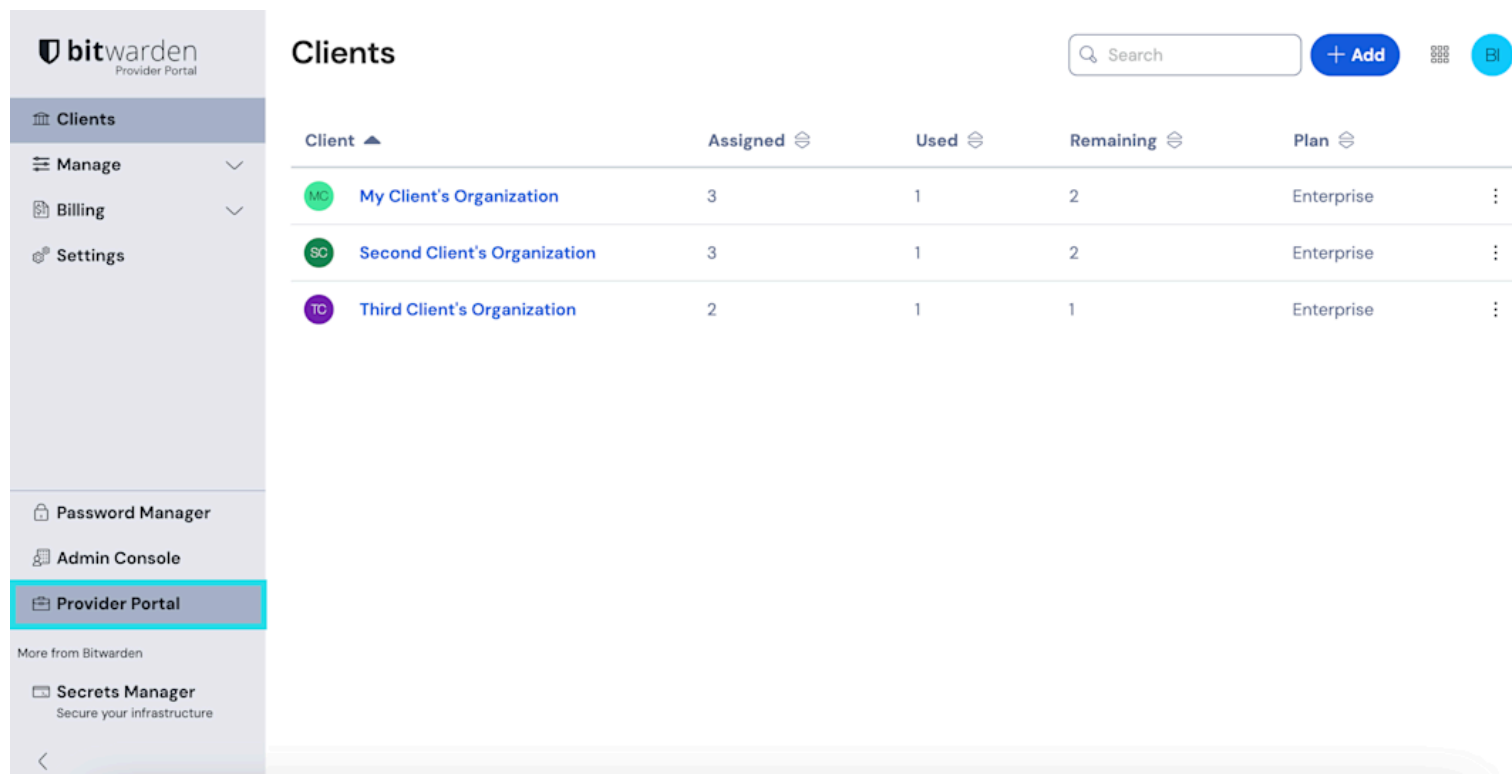
Interested in becoming a Provider? To get started, we ask that:

- Your business has an active Enterprise organization.
- Your business has a client ready to be onboarded under your Provider.

[Become a partner](#)

What are Providers?

Providers are administration entities in Bitwarden that allow managed service providers (MSPs) to create and manage any number of [client organizations](#) on behalf of individual business customers. Client organization management is easily accessible through the **Provider Portal**, available through the product switcher:



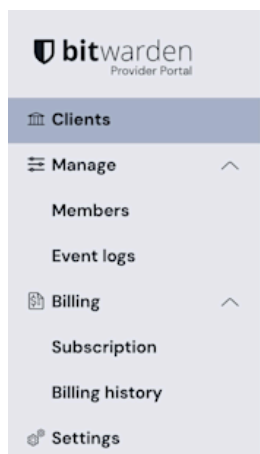
The screenshot shows the Bitwarden Provider Portal interface. On the left is a sidebar with navigation options: Clients, Manage, Billing, Settings, Password Manager, Admin Console, and Provider Portal (highlighted). The main content area is titled 'Clients' and features a search bar, an 'Add' button, and a table of client organizations.

Client	Assigned	Used	Remaining	Plan
My Client's Organization	3	1	2	Enterprise
Second Client's Organization	3	1	2	Enterprise
Third Client's Organization	2	1	1	Enterprise

Product switcher – Provider Portal

What is the Provider Portal?

The Provider Portal is an all-in-one management experience that enables providers to manage customers' Bitwarden organizations at scale. The Provider Portal streamlines administration tasks by centralizing a dedicated space to access and support each client, or to create a new one:



Clients

 + Add

Client	Assigned	Used	Remaining	Plan
My Client's Organization	3	1	2	Enterprise
Second Client's Organization	3	1	2	Enterprise
Third Client's Organization	2	1	1	Enterprise

Provider Portal

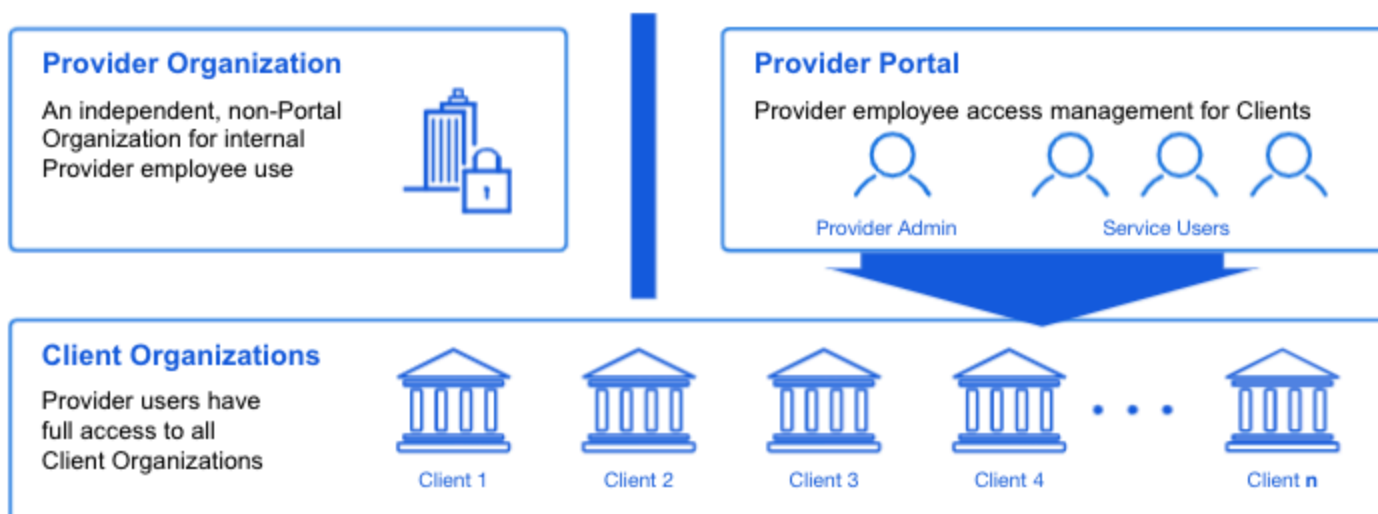
Providers are built with two distinct [user types](#):

- **Service users** can administer [client organizations](#).
- **Provider admins** can administer [client organizations](#) and administer the Provider itself, including adding new service users to the team.

Client organizations

Client organizations are any [organization](#) that is attached to or administered by a [Provider](#). To your customers, there's no difference between a "client" organization and a "regular" organization except for who is conducting administration. All Provider members have access to all client organizations:

Before contacting Bitwarden to enable the Provider Portal, deploy an internal Provider Organization and prepare your Client(s).



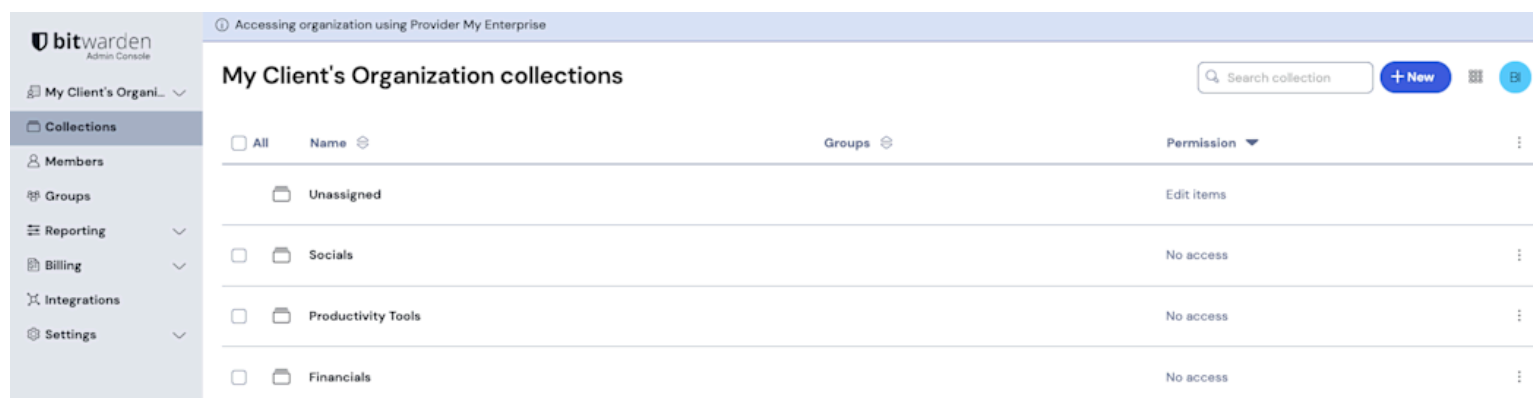
Structure of a Provider

Note

As denoted in the above diagram, if Providers want to use an [organization](#) to manage their own credentials, they **should not** include it as a client organization that is administered by the Provider.

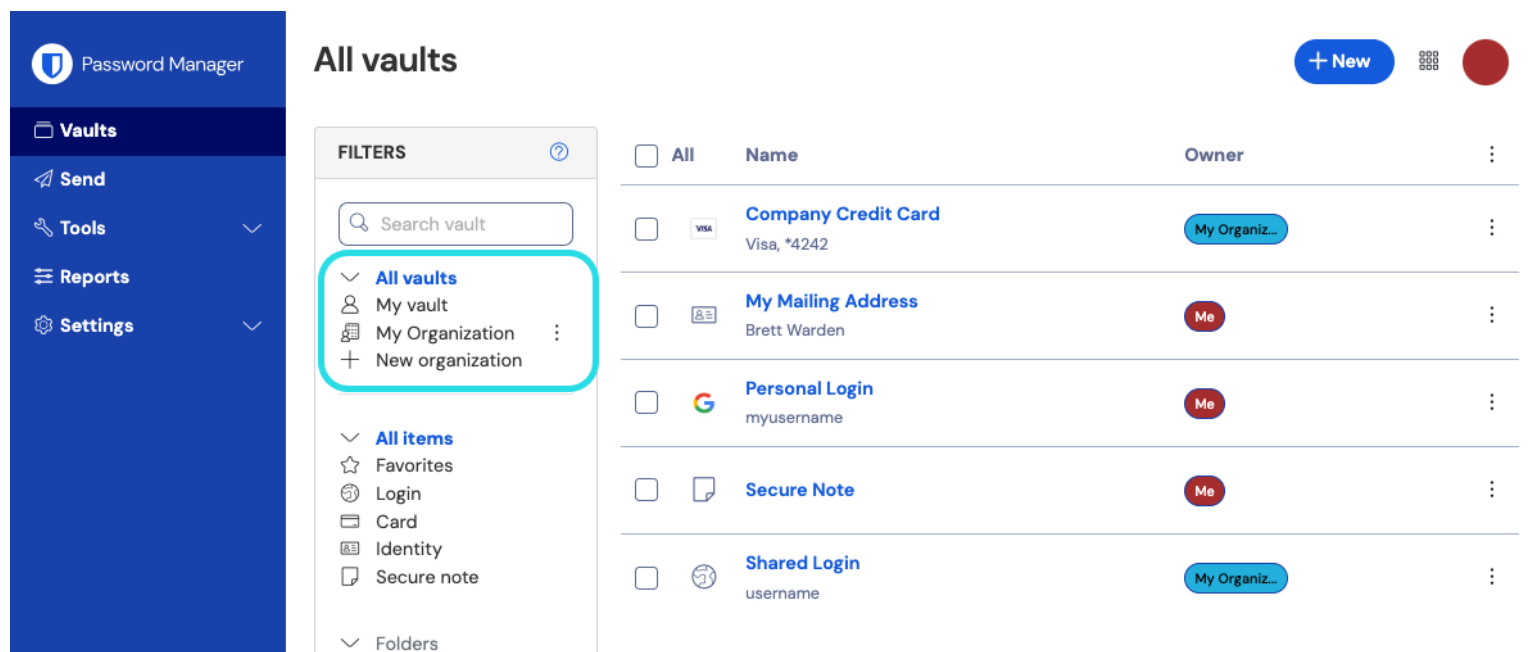
Creating an independent organization for this case will ensure users can be given the appropriate [user types and access controls](#) over credentials.

Organizations relate Bitwarden users and vault items together for [secure sharing](#) of logins, cards, notes, and identities. Organizations have a unique view, the Admin Console, where Provider service users can manage the organization's collections, manage members and groups, run reporting, import data, and configure organization settings:



Client organization vault

Members of a client organization (such as your customer's end-users) will find shared items in their **Vaults** view alongside individually-owned items, as well as several methods for filtering the item list to only organization items or items in particular [collections](#):



Organization-enabled vault

Once you have [contacted us](#) and been setup with a Provider by a member of the Bitwarden team, [start a client organization](#).

