

PLANS & PRICING

Cancel a Subscription

View in the help center:
<https://bitwarden.com/help/cancel-a-subscription/>

Cancel a Subscription

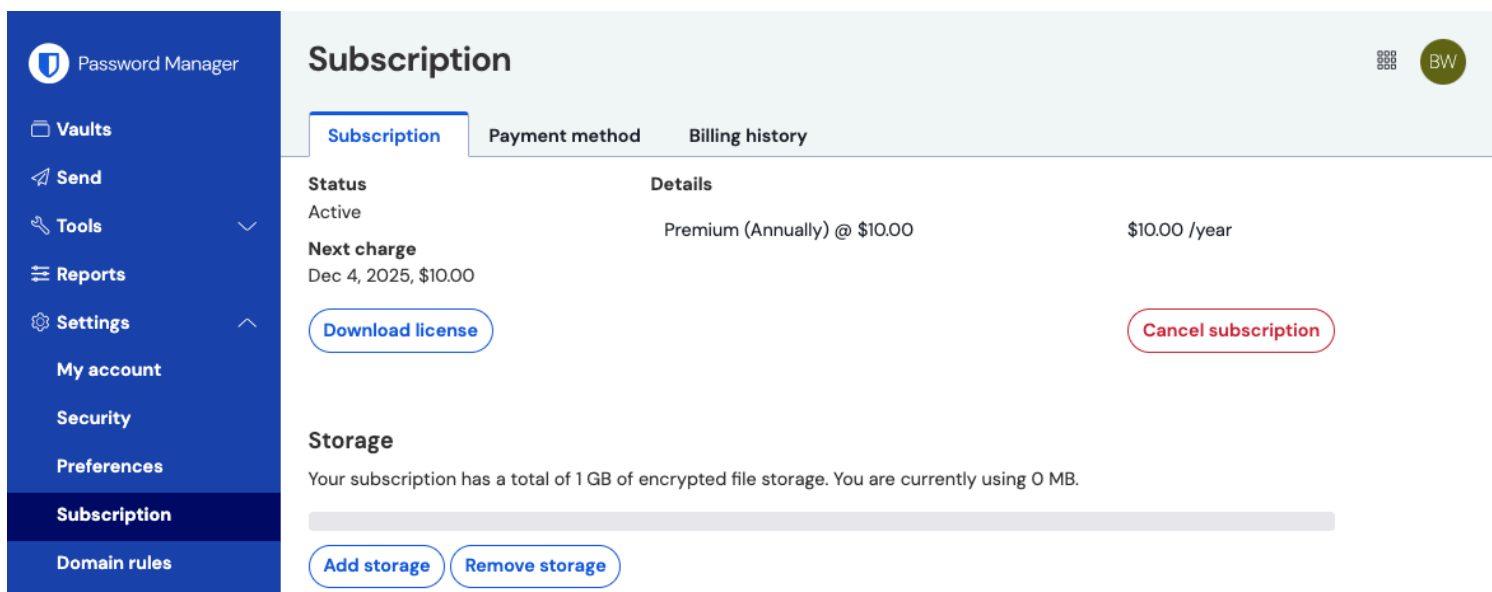
Canceling a Bitwarden subscription will result in your account or organization losing access to paid features at the end of the billing cycle. If your subscription is less than 30 days old, [contact us](#) to receive a refund. Canceling a subscription does not automatically delete your account or organization. [Learn more](#).

If you're self-hosting, cancel your subscription from the Bitwarden-hosted web app you created the account on. [Learn more](#).

Cancel a personal subscription

To cancel a personal subscription:

1. In the web app, navigate to **Settings** → **Subscription**:



The screenshot shows the Bitwarden web app interface. On the left is a dark blue sidebar with a 'Password Manager' header and a list of menu items: Vaults, Send, Tools, Reports, Settings (highlighted with an upward arrow), My account, Security, Preferences, Subscription (highlighted with a dark blue background), and Domain rules. The main content area is titled 'Subscription' and has three tabs: 'Subscription' (active), 'Payment method', and 'Billing history'. Under the 'Subscription' tab, there are two sections. The first section, 'Status', shows 'Active' and 'Next charge' as 'Dec 4, 2025, \$10.00'. Below this are two buttons: 'Download license' and 'Cancel subscription' (highlighted with a red border). The second section, 'Details', shows 'Premium (Annually) @ \$10.00' and '\$10.00 /year'. Below this is a 'Storage' section stating 'Your subscription has a total of 1 GB of encrypted file storage. You are currently using 0 MB.' with a progress bar and two buttons: 'Add storage' and 'Remove storage'.

Subscription page

2. Take note of the **Next charge** date. This is when you will lose access to paid features once your subscription is cancelled.

3. Select the **Cancel subscription** button.

When you confirm cancellation, your account will move into a **Pending cancellation** status until the noted **Next charge** date is reached. When the **Next charge** date is reached, you will be moved to a free account. [Learn what happens when you lose premium](#).




Tip

If you change your mind before the end of the billing cycle, you can **Reinstate Subscription** with a single button!

Cancel an organization subscription

To cancel an organization subscription:

1. In the web app, open the Admin Console using the product switcher:

 Password Manager


Vaults


Send


Tools


Reports

Settings

 Password Manager

 Secrets Manager

 Admin Console

 Toggle Width

All vaults

FILTERS

All vaults

My vault

My Organiz...

Teams Org...

New organization

All items

Favorites

Login

Card

Identity

Secure note

Folders

No folder

Collections





Default colle...

Default colle...

Trash


New

BW

<input type="checkbox"/>	All	Name	Owner	
<input type="checkbox"/>		Company Credit Card Visa, *4242	My Organiz...	
<input type="checkbox"/>		Personal Login myusername	Me	
<input type="checkbox"/>		Secure Note	Me	
<input type="checkbox"/>		Shared Login sharedusername	My Organiz...	

Product switcher

2. Navigate to **Billing** → **Subscription**:



- Enterprise Organi... ▾
- Collections
- Members
- Groups
- Reporting ▾
- Billing ▴
- Subscription**
- Payment method
- Billing history
- Settings ▾

Subscription

Plan

Status

Subscription expiration

Enterprise (Annually)	Trialing	Dec 11, 2024
-----------------------	----------	--------------

Details

Password Manager – Enterprise Organization Seat (Annually) ×25 @ \$72.00	\$1,800.00 /year
Secrets Manager – Secrets Manager Enterprise (Annually) ×5 @ \$144.00	\$720.00 /year

Manage subscription

Adjustments to your subscription will result in prorated charges on a monthly billing cycle.

Password Manager

Subscription seats

25

Total: 25 × \$72.00 = \$1,800.00 / year

☐ Limit subscription (optional)

Set a seat limit for your subscription. Once this limit is reached, you will not be able to invite new members.

Save

Organization subscription view

Note

Only organization owners are able to access to the organization's subscription page.

3. Take note of the **Subscription expiration** date. This is when your organization will lose access to paid features once your subscription is cancelled.

4. Scroll down and select the **Cancel subscription** button.

When you confirm cancelation, your organization will move into a **Pending cancellation** status until the noted **Subscription expiration** date is reached. When the **Subscription expiration** date is reached, your subscription will end. [Learn what happens next.](#)

Tip

If you change your mind before the end of the billing cycle, you can **Reinstate Subscription** with a single button!