

LEARNING CENTER

# Get to know Secrets Manager

View in the help center:

<https://bitwarden.com/help/get-to-know-secrets-manager/>

## Get to know Secrets Manager

Follow this article and video guides to get started with Bitwarden Secrets Manager and begin securely storing, sharing, and injecting infrastructure secrets into your development pipelines. Learn how to switch between Bitwarden products, add secrets, and grant machine access.

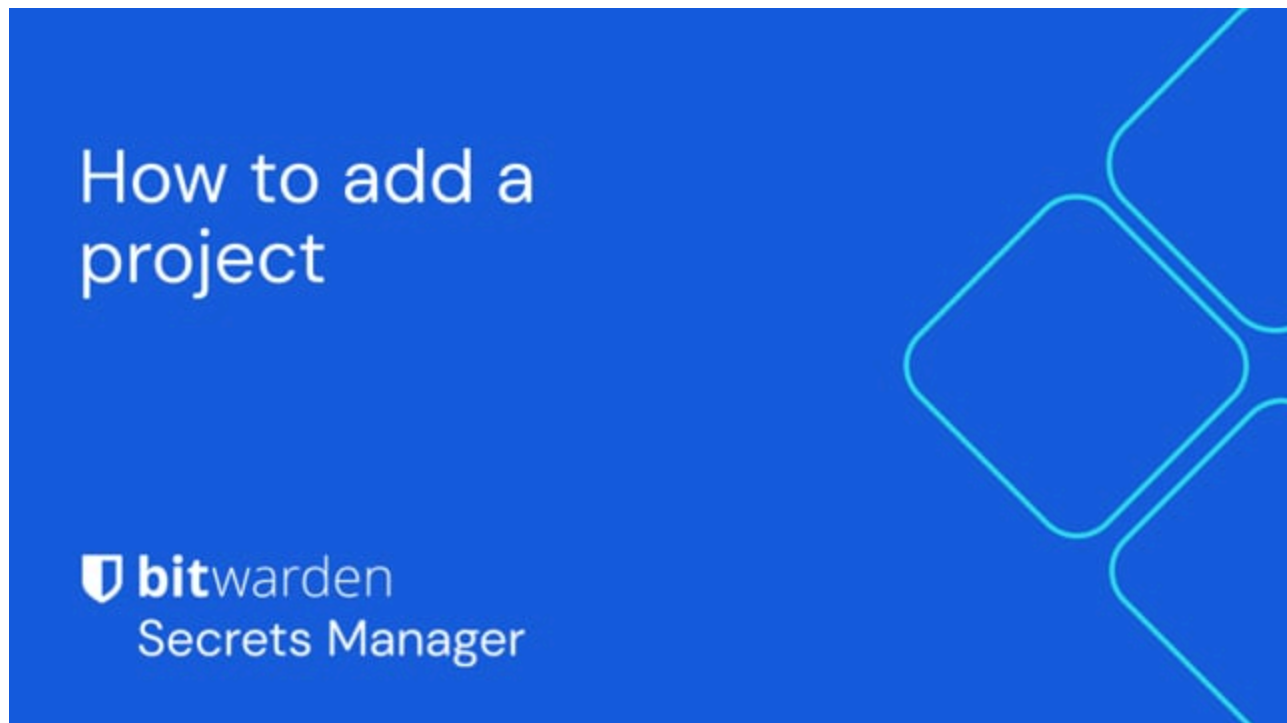
### How to switch between Bitwarden products



<https://player.vimeo.com/video/840459200>

Learn more about all the products available from Bitwarden [here](#).

### How to add a project

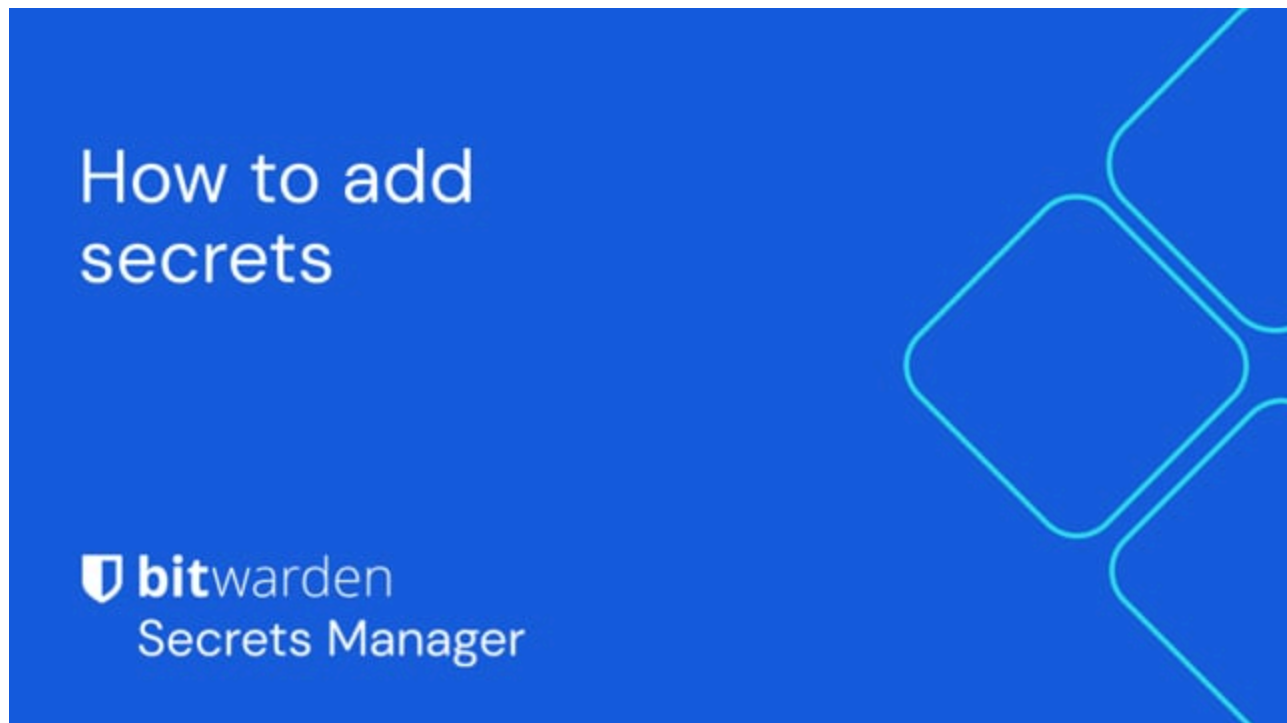


<https://player.vimeo.com/video/846445432>

Learn more about projects [here](#), or jump to the following points in the video to learn more about specific topics:

- **0:05:** Create a project.
- **0:33:** Add people to a project.

## How to add secrets

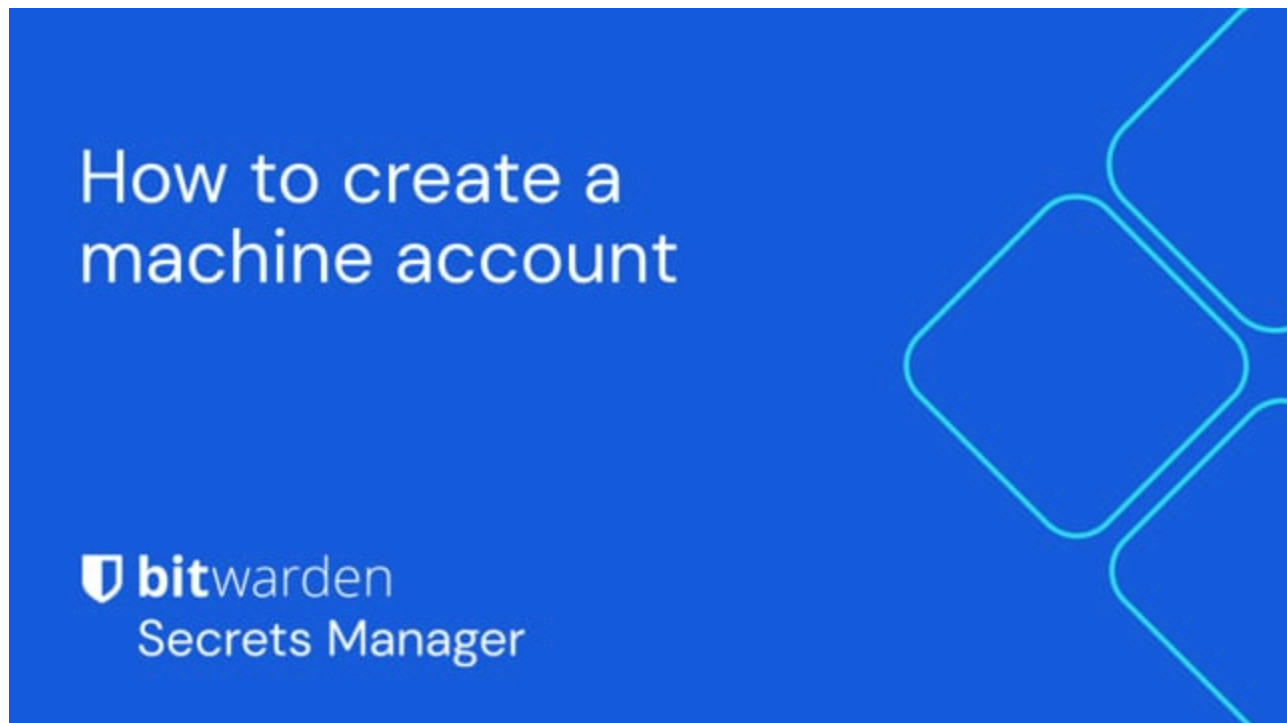


<https://player.vimeo.com/video/854758635>

Learn more about secrets [here](#), or jump to the following points in the video to learn more about specific topics:

- **0:14:** Import secrets to Bitwarden.
- **0:47:** Condition an import file.
- **1:52:** Add secrets to Bitwarden manually.

## How to create a machine account

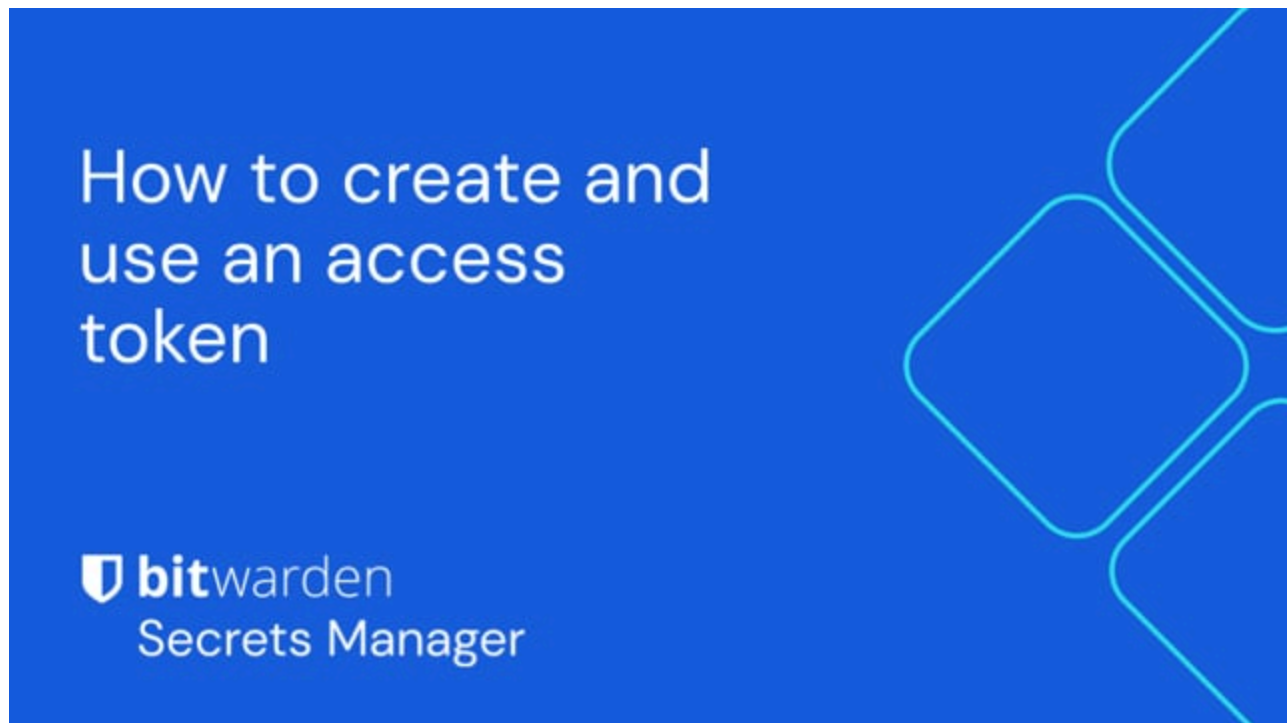


<https://player.vimeo.com/video/845933062>

Learn more about machine accounts [here](#), or jump to the following points in the video to learn more about specific topics:

- **0:10:** About machine accounts.
- **0:33:** Add a machine account.

## How to create and use an access token



<https://player.vimeo.com/video/854806168>

Learn more about access tokens [here](#), or jump to the following points in the video to learn more about specific topics:

- **0:22:** Create an access token.
- **0:57:** Use an access token.
- **1:57:** Revoke an access token.

## How to export projects and secrets



<https://player.vimeo.com/video/846444688>

Learn more about exporting Secrets Manager data [here](#).